

Coding for First Ray Surgery

Jeffrey D. Lehrman, DPM, FASPS, MAPWCA, CPC

Ira Kraus, DPM, FASPS, FACFAS, CSFAC



~~Proper Names in Procedures~~

~~Silver, Keller, McBride, Mayo,
Joplin, Mitchell, Lapidus~~



CPT 28290

Correction, hallux valgus (bunion), with or without sesamoidectomy; simple exostectomy (eg, Silver type procedure)



~~CPT 28290~~ Deleted

~~Correction, hallux valgus (bunion), with or without sesamoidectomy; simple exostectomy (eg, Silver type procedure)~~



CPT 28292

Correction, hallux valgus (bunion), with or without sesamoidectomy; Keller, McBride, or Mayo type procedure

CPT 28292 Revised

~~—Correction, hallux valgus (bunion), with or
—without sesamoidectomy; Keller, McBride, or
—Mayo type procedure~~

Correction, hallux valgus (bunionectomy), with or without sesamoidectomy, when performed; with resection of proximal phalanx base, when performed, any method

CPT 28292

Medial eminence
of metatarsal bone



Before



After

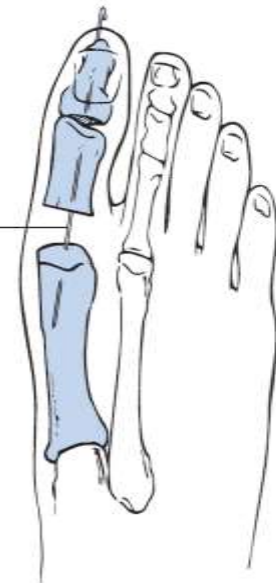
Degenerative joint
disease

Medial eminence
of metatarsal bone



Before

Kirschner wire
holding joint



After

CPT 28293

Correction, hallux valgus (bunion), with or without sesamoidectomy; resection of joint with implant



~~CPT 28293~~ Deleted

~~Correction, hallux valgus (bunion), with or without sesamoidectomy; resection of joint with implant~~

See CPT 28291



CPT 28294

Correction, hallux valgus (bunion), with or without sesamoidectomy; with tendon transplants (eg Joplin type procedure)



CPT 28294 Deleted

~~Correction, hallux valgus (bunion), with or without sesamoidectomy; with tendon transplants (eg Joplin type procedure)~~



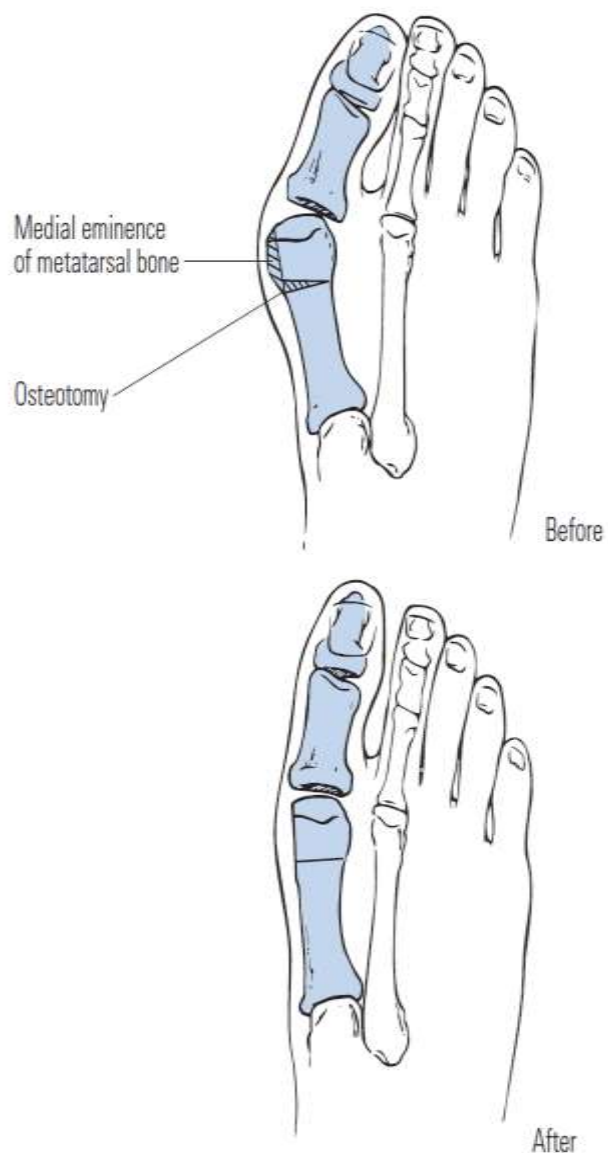
CPT 28296

Correction, hallux valgus (bunion), with or without sesamoidectomy; with metatarsal osteotomy (eg, Mitchell, chevron, or concentric type procedure)

CPT 28296 Revised

~~Correction, hallux valgus (bunion), with or without sesamoidectomy; with metatarsal osteotomy (eg, Mitchell, chevron, or concentric type procedure)~~

Correction, hallux valgus (bunionectomy), with or without sesamoidectomy, when performed; with distal metatarsal osteotomy, any method



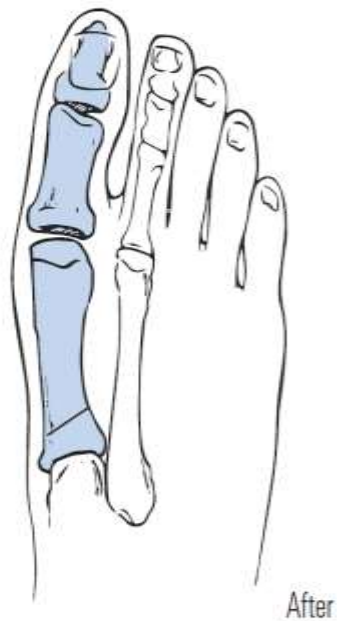
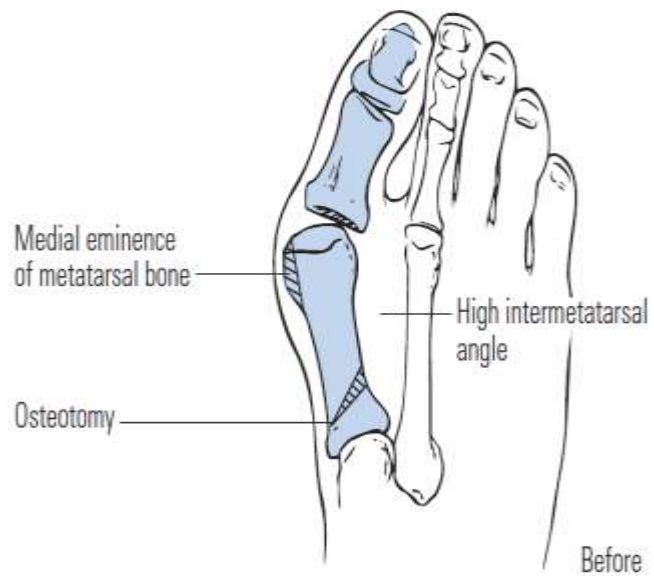
CPT 28296



CPT 28295 New

Correction, hallux valgus (bunionectomy), with or without sesamoidectomy, when performed; with proximal metatarsal osteotomy, any method





CPT 28295

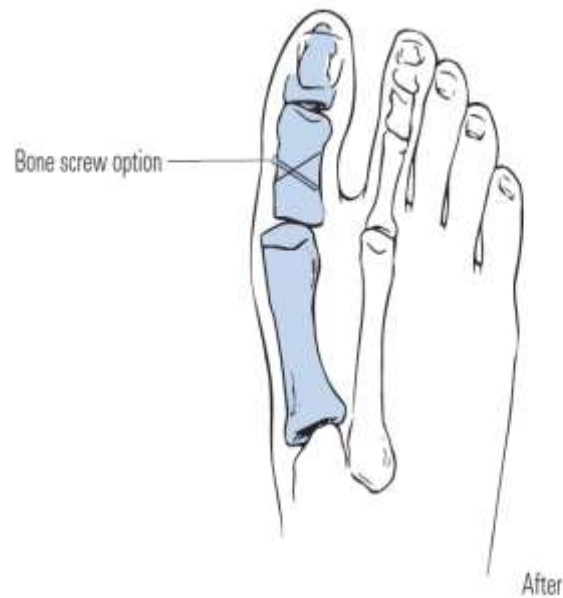
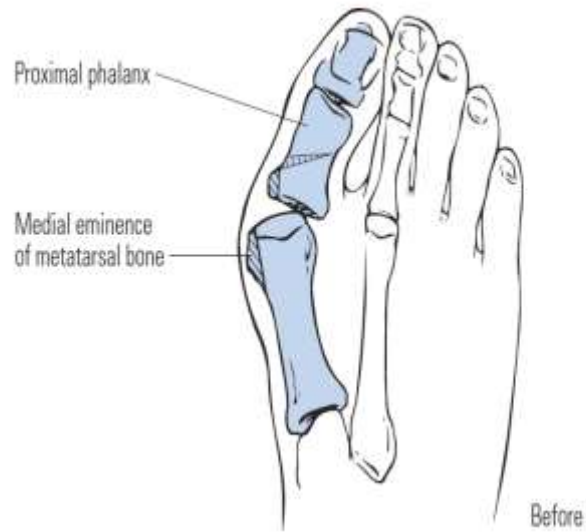
CPT 28298

Correction, hallux valgus (bunion), with or without sesamoidectomy; by phalangeal osteotomy

CPT 28298 Revised

~~Correction, hallux valgus (bunion), with or without sesamoidectomy; by phalangeal osteotomy~~

Correction, hallux valgus (bunionectomy), with or without sesamoidectomy, when performed; with proximal phalanx osteotomy, any method



CPT 28298

CPT 28297

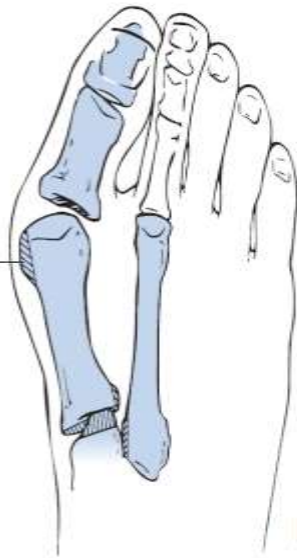
Correction, hallux valgus (bunion), with or without sesamoidectomy; Lapidus type procedure

CPT 28297 Revised

~~Correction, hallux valgus (bunion), with or without sesamoidectomy; Lapidus type procedure~~

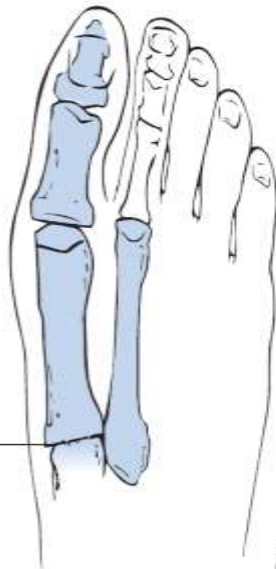
Correction, hallux valgus (bunionectomy), with or without sesamoidectomy, when performed; with first metatarsal and medial cuneiform joint arthrodesis, any method

Medial eminence
of metatarsal bone



Before

Arthrodesis of the first
metatarsal and first
cuneiform joint



After

CPT 28297



CPT 28299 revised

~~Correction, hallux valgus (bunion), with or without sesamoidectomy; by double osteotomy~~

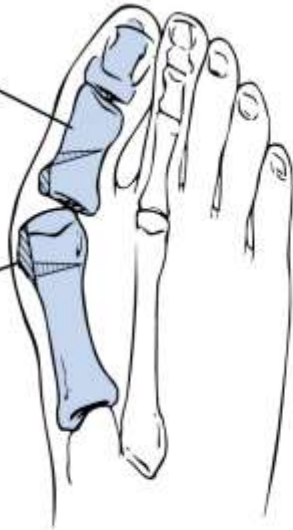
Correction, hallux valgus (bunionectomy), with or without sesamoidectomy, when performed; with **double osteotomy, any method**

CPT 28299

PREOP

Angular deformity
of proximal
phalanx

Medial
eminence of
metatarsal
bone



POSTOP

Osteotomy
proximal phalanx

Osteotomy
distal first
metatarsal



Note: Internal fixation
is not depicted,
but would include
screw(s), pin(s),
wire(s), as needed.

Surgical
option 1

CPT 28299

PREOP

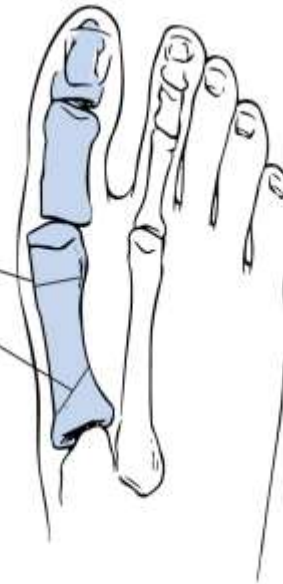
Medial eminence
of metatarsal
bone



POSTOP

Double osteotomy
of the metatarsal
with internal
fixation

Note: Internal fixation
is not depicted,
but would include
screw(s), pin(s),
wire(s), as needed.



Surgical
option 2

CPT 28299

PREOP

Angular deformity
of proximal
phalanx

Medial
eminence of
metatarsal
bone

Angular
deformity at the
first metatarsal
base

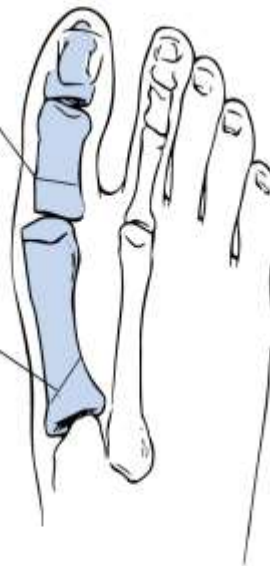


POSTOP

Osteotomy
proximal phalanx

Osteotomy
proximal first
metatarsal

Note: Internal fixation
is not depicted,
but would include
screw(s), pin(s),
wire(s), as needed.



Surgical
option 3

Osteotomy vs. Ostectomy



CPT 28306

Osteotomy, with or without lengthening, shortening, or angular correction, metatarsal; first metatarsal



CPT 28310

Osteotomy, shortening, angular or rotational correction; proximal phalanx, first toe (separate procedure)



CPT 28740

Arthrodesis, midtarsal or tarsometatarsal, single joint



Lapidus and Reverdin

- CPT 28296 and CPT 28740



Lapidus and Akin

- CPT 28298 and CPT 28740



Lapidus and Reverdin and Akin

- CPT 28299 and CPT 28740

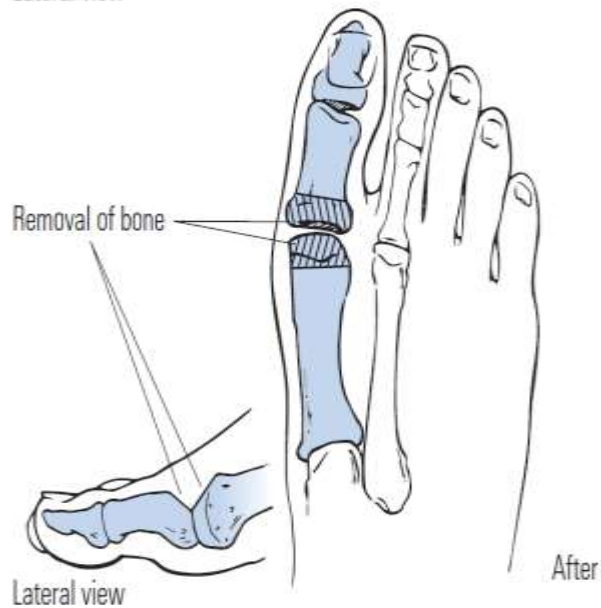
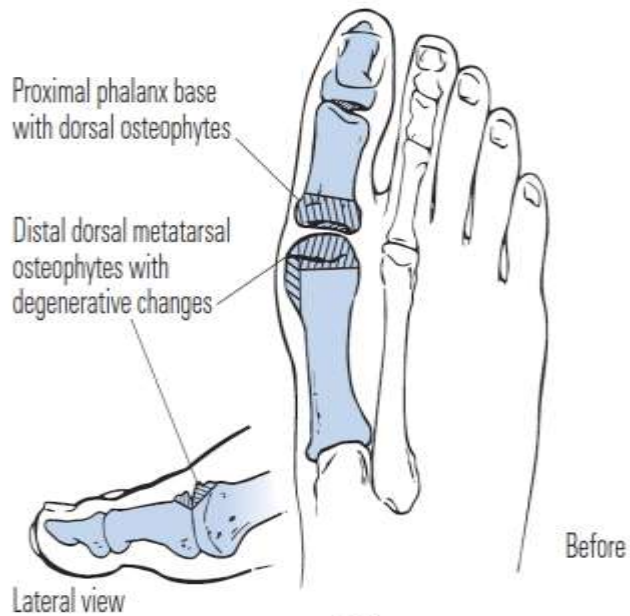


CPT 28289 Revised

~~Hallux rigidus correction with cheilectomy, debridement and capsular release of the first metatarsophalangeal joint~~

Hallux rigidus correction with cheilectomy, debridement and capsular release of the first metatarsophalangeal joint; without implant

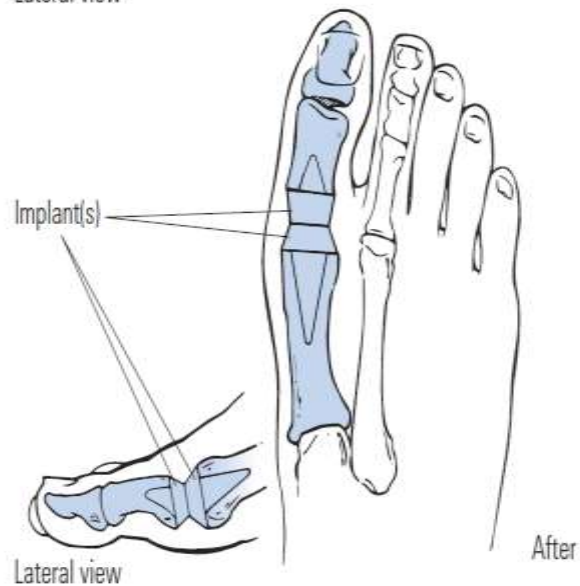
CPT 28289



CPT 28291 New

Hallux rigidus correction with cheilectomy, debridement and capsular release of the first metatarsophalangeal joint; with implant





CPT 28291

CPT 28750

Arthrodesis, great toe; metatarsophalangeal joint



Hallux Varus Repair



- CPT 28313 Reconstruction, angular deformity of toe, soft tissue procedures only (eg, overlapping second toe, fifth toe, curly toes)
- CPT 28270 Capsulotomy; metatarsophalangeal joint, with or without tenorrhaphy, each joint (separate procedure)
- CPT 28310 Osteotomy, shortening, angular or rotational correction; proximal phalanx, first toe (separate procedure)
- CPT 28306 Osteotomy, with or without lengthening, shortening, or angular correction, metatarsal; first metatarsal

Thank You!!



Coding for First Ray Surgery

Jeffrey D. Lehrman, DPM, FASPS, MAPWCA, CPC

Ira Kraus, DPM, FASPS, FACFAS, CSFAC

